

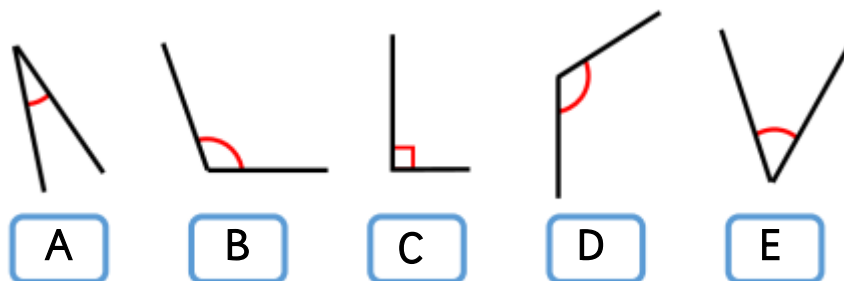
L.O. To identify acute, obtuse and right angles with ANSWERS

Layer 1 – Which type of angle?

Which angles are acute? **A, E**

Which angles are obtuse? **B, D**

Which angles are right angles? **C**

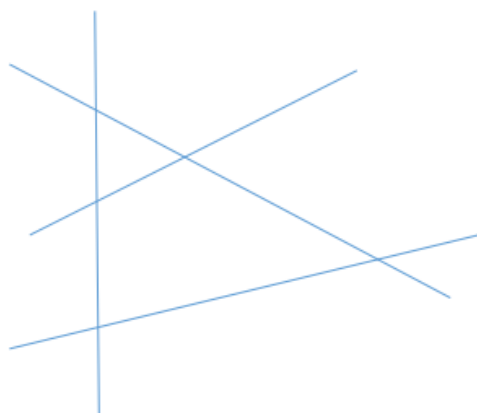


Layer 2 – How many angles?

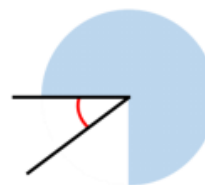
How many acute angles are there? **10**

How many obtuse angles are there? **10**

How many right angles are there? **0**



Layer 3 – Who is correct?



I know the angle is not obtuse.  
Teddy

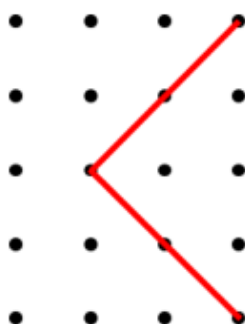
I know the angle is acute.  
Alex

I think the angle is roughly 45°.  
Whitney

All are correct. Children may reason about how Whitney has come to her answer and discuss that the angle is about half a right angle. Half of 90 degrees is 45 degrees.

Greater Depth – True or False? Explain how you know.

The angle shown is a right angle. **True, because the lines are perpendicular.**



children may extend the line to show that it is a quarter turn which is the same as a right angle.

