

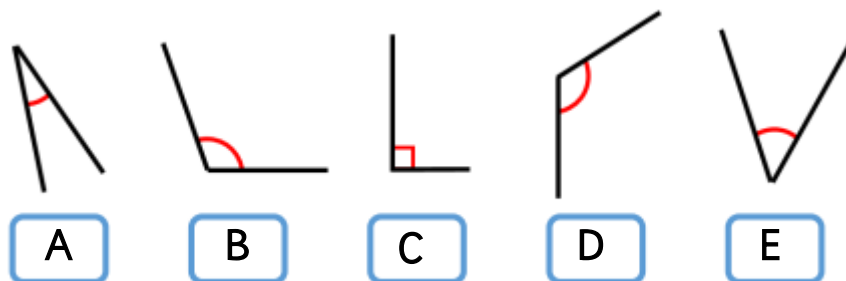
L.O. To identify acute, obtuse and right angles.

Layer 1 – Which type of angle?

Which angles are acute?

Which angles are obtuse?

Which angles are right angles?

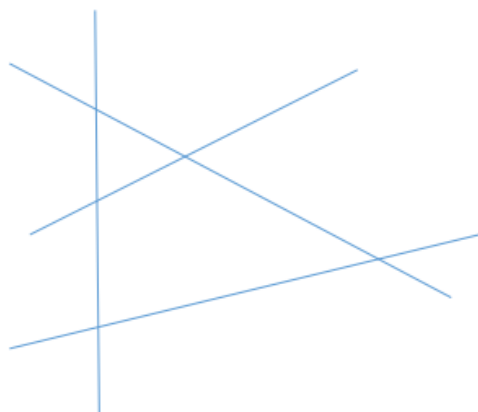


Layer 2 – How many angles?

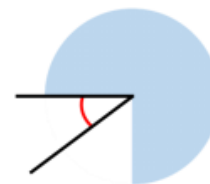
How many acute angles are there?

How many obtuse angles are there?

How many right angles are there?



Layer 3 – Who is correct?



I know the angle is not obtuse.



I know the angle is acute.

I think the angle is roughly 45° .



Greater Depth – True or False? Explain how you know.

The angle shown is a right angle.

